

# HPV Genotyping Real-time PCR Kit



Human papillomavirus (HPV) is a kind of double stranded DNA virus, and the long-term persistent infection of HPV is the main cause of human cervical cancer. HPV genotyping real-time PCR kit can detect 15 kinds of high risk HPV, 3 kinds of medium-risk HPV and 2 kinds of low-risk HPV. This kit adopts fluorescence quantitative PCR method, and has the advantages of high specificity and high sensitivity. It can not only detect the virus in the early stage of infection, but also distinguish high-risk type and low-risk type, It is free from various chemical and biochemical components and other interference, which has guiding significance for the diagnosis and treatment of HPV.

## Product Features

- 1 High detection throughput:** a single experiment of 96 wells can detect up to 22 cases simultaneously.
- 2 High sensitivity:** the detection sensitivity can reach 1000 copies/mL.
- 3 Strong specificity:** no cross reaction with a variety of other types of HPV and similar pathogens.
- 4 Wide detection range:** covering most HPV types in clinical practice.
- 5 Simple operation:** From sample processing to detection results can be completed within 90 minutes.

### 15 high-risk HPV types:



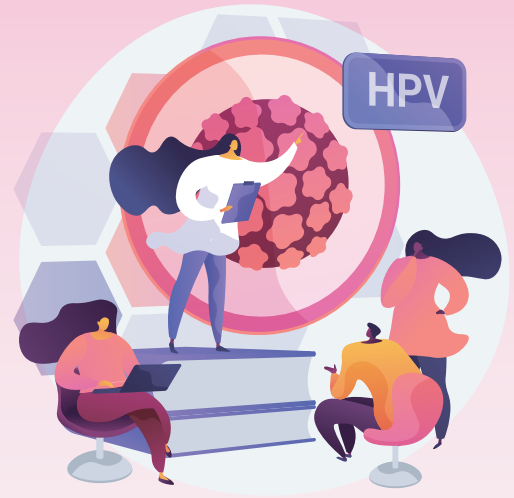
### 3 medium-risk HPV types:



### 2 low-risk HPV types:



# Bioer Technology always cares for women's health



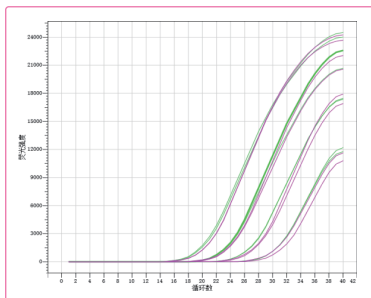
## Specifications

|                   |                                                 |
|-------------------|-------------------------------------------------|
| Sample type       | Cervical exfoliated cells                       |
| Sensitivity       | 1000 copies/mL                                  |
| Accuracy          | 100% (HPV national standard)                    |
| Detectability     | 20 HPV subtypes can be detected in 4 test tubes |
| Detection time    | ≤1h 7min                                        |
| Storage condition | -20 ± 5 °C (avoid light)                        |

## Application Cases

### Case 1

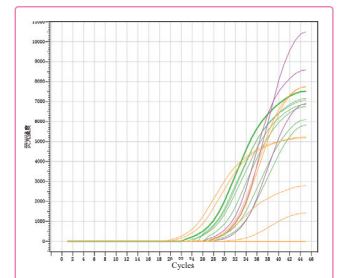
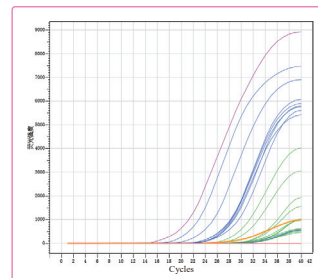
National standard samples containing HPV-16 (purple amplification line) and HPV-18 (green amplification line) were mixed, diluted to 103copies/mL at a 10x gradient and extracted using Bioer MagaBio plus Virus DNA/RNA Extraction Kit (BSC57) then did the test.



**Result:** The linear relationship of HPV national standard detected by this kit is good; there is no obvious interference between each other.

### Case 2

Cervical swab samples were extracted using Bioer MagaBio plus Virus DNA/RNA Extraction Kit (BSC57). The detection results were compared with similar kits on the market.



**Result:** The results showed that: compared with the same type of HPV genotyping PCR kit, the total coincidence rate of the detection results of both kits reached 97.2%.

## Ordering Information

| Product Name                     | Cat.No  | Package | Note                              |
|----------------------------------|---------|---------|-----------------------------------|
| HPV Genotyping Real-time PCR Kit | BSJ01M1 | 48T     | Storage: -20 ± 5 °C (avoid light) |