

## ★ Key Features:

- Fully Automated: Sample in, result out. Free your hands, Improve experimental efficiency.
- High Throughput: A Stream-lined Procedure for sample detection, more than 2200 samples can be processed within 24 hours.
- Contamination Prevention: Three independent zones, gradient negative pressure, ultraviolet lamp, HEPA filtration and other comprehensive anti-contamination measures.
- Efficient and Accurate: 2 hours for 1st run, 1 hour since 2nd run.

## Assay Menu

Infectious Disease	Cat.NO.	Product Name
Respiratory Tract Infections Diseases	BSJ09	Mycoplasma Pneumoniae Nucleic Acid Detection Kit (Fluorescent PCR)
	BSJ10	Bordetella Pertussis Nucleic Acid Detection Kit (Fluorescent PCR)
	BSJ12	Bocavirus, Human Metapneumovirus and Rhinovirus Nucleic Acid Detection Kit (Fluorescent PCR)
	BSJ16	SARS-CoV-2 Nucleic Acid Detection Kit (Fluorescence RT-PCR)
	BSJ18	Bordetella Pertussis Nucleic Acid Detection Kit (Fluorescent PCR)
	BSJ21	SARS-CoV-2 Nucleic Acid Rapid Detection Kit (Fluorescence RT-PCR)
	BSJ25	SARS-CoV-2 Nucleic Acid Multiple Rapid Detection Kit(Fluorescent RT-PCR)
	BSJ37	SARS-CoV-2/ Respiratory Syncytial Virus /Influenza A Virus /Influenza B Virus Nucleic Acid Multiple Detection Kit (Fluorescence PCR)
Women's Health	BSJ01	HPV Genotyping Real-time PCR Kit
	BSJ22	Neisseria gonorrhoeae, Ureaplasma urealyticum Nucleic Acid Detection Kit (Fluorescent PCR)
	BSJ49	STD Pathogen Multiplex Detection Kit (Fluorescent PCR)
	BSJ50	HPV Nucleic Acid Detection and 16/18 Genotyping Kit (Fluorescent PCR)
Gastrointestinal	BSJ26	Enterovirus Universal, Enterovirus 71, Coxsackievirus A6, Coxsackievirus A10 and Coxsackievirus A16 nucleic acid Detection Kit (Fluorescent PCR)
	BSJ35	Norovirus/Group A Rotavirus/Enteric Adenovirus Nucleic Acid Detection Kit (Fluorescence PCR)
	BSJ39	Vibrio cholerae Nucleic Acid Detection Kit (Fluorescence PCR)
Tropical Infectious Diseases	BSJ43	Dengue Virus Nucleic Acid Detection Kit (Fluorescent PCR)
	BSJ44	Plasmodium Nucleic Acid Detection Kit (Fluorescent PCR)

WWW.BIOER.COM



# All-in-One

## AutoGene 9600 Automatic PCR Analysis System

Fully Integrated, High Efficiency, Streamlined Processes






## AutoGene 9600 Automatic PCR Analysis System

The AutoGene 9600 Automatic PCR Analysis System is an advanced, fully integrated solution designed to streamline and automate the entire PCR workflow. This state-of-the-art system automates every step of the process, including decapping and recapping, nucleic acid extraction, PCR System setup, sealing film, qPCR and data analysis. By consolidating these essential steps into a single automated platform, the AutoGene 9600 significantly enhances efficiency, reduces contamination risk, and ensures high reproducibility and accuracy. Ideal for high-throughput laboratories, this system minimizes manual intervention, enabling researchers to focus more on data analysis and interpretation. The AutoGene 9600 represents the pinnacle of convenience and performance in PCR analysis, delivering reliable and consistent results with minimal hands-on time.



### 1 Sample Pre-Treatment:

- Barcode scanning.
- Decapping and recapping.
- Automatic sample loading.



### 2 Nucleic Acid Extraction

- 1 to 96 samples processed simultaneously.
- Ready-to-use reagents.
- Applicable for multiple sample types.




### 3 qPCR System Set up

- 24 slots with 4°C-room temperature and 14 ambient temperature positions, expandable in the future.
- 50 μL and 1000 μL conductive tips with liquid level detection function.



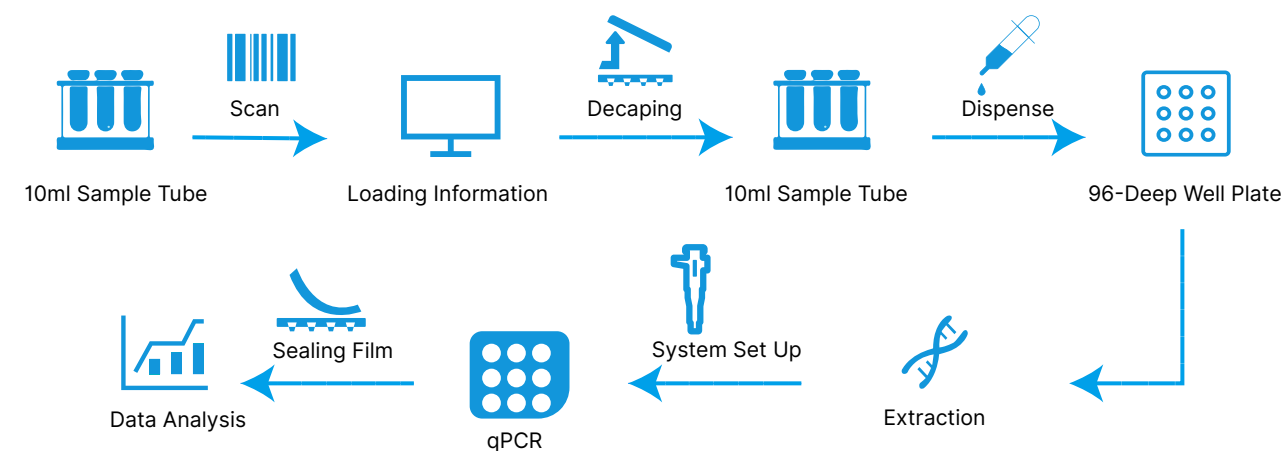

### 4 Automatically Sealing Film

- Automatic sealing machine eliminates the need for manual operation.
- The sealing film has excellent transparency and high adhesive.



### 5 Run qPCR

- 1 to 96 samples throughput.
- 4/5/6 channels available.
- Compatible with various ready-to-use detection kits.



## Product Specification:

Product Name	AutoGene 9600 Automatic PCR Analysis System					
Product Model	FQD-A9600(EA4), FQD-A9600(EA5), FQD-A9600(EA6)					
Throughput	1-96 samples					
Detection Efficiency	≥ 2200 in 24 hours					
Nucleic Acid Purification Reaction System	20-1000μL					
Magnetic Beads Recovery Rate	≥99%					
Number Of Pipettes	2					
Liquid Handling Accuracy	5μL ± 5% (50μL tips)					
	10μL ± 2.5% (50μL tip)					
	100μL ± 2.0% (1mL tip)					
Liquid Handling Repeatability	5μL: ≤ 4% (50μL tip)					
	10μL: ≤ 1.5% (50μL tip)					
	100μL: ≤ 0.75% (1mL tip)					
PCR Volume	5-100μL					
PCR Dynamic Range	1-10 <sup>10</sup> copies					
PCR Module Operating Temperature Range	4°C~99.9°C(Minimum setting scale:0.1°C)					
Temperature Uniformity	±0.3 °C					
PCR Accuracy	≤0.1°C					
PCR Ramp Rate	≥6.0°C/s					
Temperature Control Accuracy of Hot Lid	105°C±5°C					
Detection Channel	F1	F2	F3	F4	F5	F6
Fluorescent Dyes	FAM, SYBR Green I	HEX, VIC, TET, JOE	ROX, TEXAS-RED	Cy 5, Quasar-670	Cy5.5, Quasar-705	CY3, TAMRA
Information Function	Open interface of equipment, data can be accessed to laboratory information system(LIS)					
Program Storage	Determined by the hard disk capacity limit, can be expanded by mobile hard disk, USB drive unlimited expansion Number of programs viewed at one time:>1000					
Input Power Supply	100-240VAC, 50/60Hz, 2500VA					
Dimension	1950mm*770mm*1615mm (length, width, height)					
Weight	532kg					